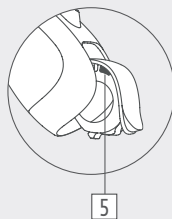
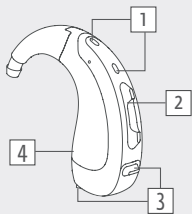


●● lewi S

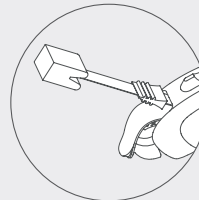


- 2.4 GHz Wireless-Technology
 - 10k HD Sound
 - Scene Detect (6 situations)
 - Binaurale Synchronisation
 - easyclick
 - Adaptive Sound Zoom
 - Automatic Sound Zoom
 - Sound Zoom
 - Omni Mic
 - Adaptive Noise Guard (4 level)
 - Expansion
 - Wind Shield (in Scene Detect)
 - Adaptive Feedback Guard
 - Feedback Check
 - 16 WDRC-Channels
 - Multi Channel MPO
 - Up to 4 Programs
 - Rocker Switch (programmable)
 - Acoustic indicators
 - Start-up Delay
 - Tinnitus-Module
 - Data Logging
 - Live View
 - MySound!
 - Water repellent coating
- Options:**
- audifon App
 - multistreamer pro
 - UniTip Soundshell
 - UniTip ThinTube
 - Concha Clip
 - UniTip Domes
 - CeruStop Filter



- 1 Dual Microphone system
- 2 Rocker-Switch
- 3 Battery compartment/
On-Off-switch
- 4 Type label
- 5 Side marking
(Red - right / Blue - left)

Noahlink®
Wireless



Programmierung

with NOAHlink Wireless with battery or
with cable CS44 and Flex CS54 without
battery

Prog.-Box: NOAHlink Wireless
NOAHlink
HI-PRO
HI-PRO USB



●● lewi S

Technische Daten

EN 60118-0:2015 (2 cm³-coupler) & **ANSI S3.22-2014** (2 cm³-coupler)

Operating Voltage	1,30 V
Acoustic Gain (50 dB SPL)	
HFA	60 dB
Peak Value	67 dB
Max. Output (90 dB SPL)	
HFA	125 dB SPL
Peak Value	131 dB SPL
Reference Test Gain	48 dB
Frequency Range	100 Hz–6700 Hz
Total Harmonic Distortions	
500/800/1600/3200 Hz	3/2/1/1 %
Equivalent Input Noise	22 dB
Battery Current	1,53 mA
Battery Type	13
Average Battery Life (Zinc-Air)	150 h
Average Battery Life with Wireless¹	100 h
Tinnitusmasker²	
Noise Level (RMS)	107 dB
Frequency Range	200 Hz–8000 Hz

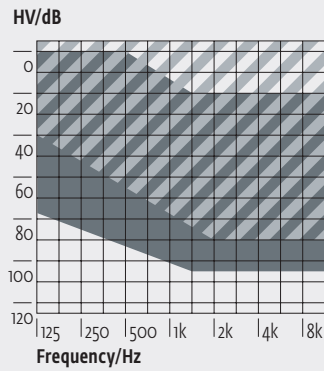
¹ at 2h daily use of streaming functionalities

² Only when Tinnitus-Module is activated in audifit.



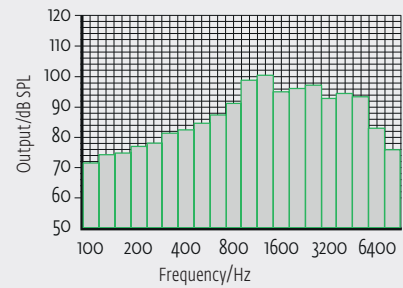
●● lewi S

Fitting Range



The shaded area applies to the lewi S with open dome.

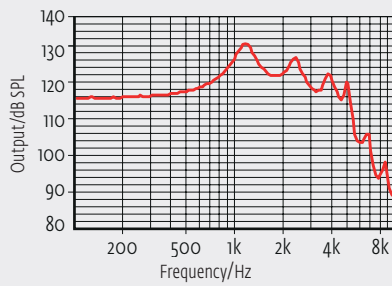
Third Octave Band Noise



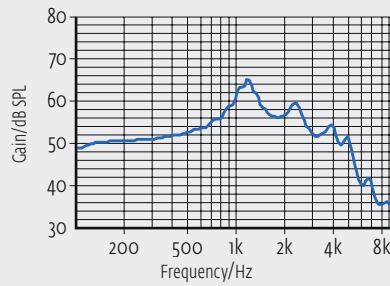
Only when Tinnitus-Module is activated in audifit.

All curves are measured with 2 cm³-coupler (EN 60318-0:2015) in reference setting.

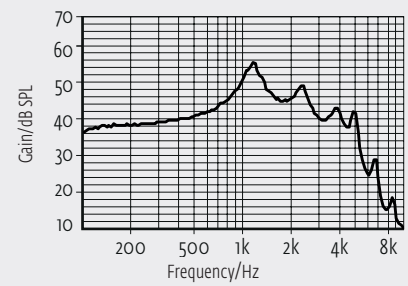
Maximum Output



Acoustic Gain



Frequency Response (RTG)



On account of the complex signal processing, the measurements of the represented curves are only possible in default setting of the device and under use of the current valid software version. Effects of the separate parameters see software.